

ILLINOIS STATE BOARD OF EDUCATION

School Business Services Division

☒ School District
☐ Joint Agreement

Accounting Basis:

☒ Cash
☐ Accrual

SCHOOL DISTRICT/JOINT AGREEMENT BUDGET FORM *
July 1, 2021 - June 30, 2022

Balanced budget, no deficit reduction
 plan is required.

Date of Amended Budget: 06/13/2022
 (MM/DD/YY)

District Name: Sesser-Valier Community Unit School District #196

District RCDT No: 21-028-1960-26

If your FY21 AFR states that you need to do a deficit reduction plan and your FY22 budget is balanced please state the measures you took to have your budget become balanced. (Bckgrnd-Assumpt 25-26)

Budget of Sesser-Valier Community Unit School District #196, County of Franklin,
 State of Illinois, for the Fiscal Year beginning July 1, 2021 and ending June 30, 2022.

WHEREAS the Board of Education of Sesser-Valier Community Unit School District #196,
 County of Franklin, State of Illinois, caused to be prepared in tentative form a budget, and the Secretary
 of this Board has made the same conveniently available to public inspection for at least thirty days prior to final action thereon;

AND WHEREAS a public hearing was held as to such budget on the 13th day of June, 20 22,
 notice of said hearing was given at least thirty days prior thereto as required by law, and all other legal requirements have been complied with;





NOW, THEREFORE, Be it resolved by the Board of Education of said district as follows:

Section 1: That the fiscal year of this school district be and the same hereby is fixed and declared to be
 beginning July 1, 2021 and ending June 30, 2022.

Section 2: That the following budget containing an estimate of amounts available in each Fund, separately, and expenditures from each be
 and the same is hereby adopted as the budget of this school district for said fiscal year.

ADOPTION OF BUDGET

The budget shall be approved and signed below by members of the School Board. Adopted this 13th
 day of June, 20 22 by a roll call vote of 7 Yeas, and 0 Nays, to wit:

** MEMBERS VOTING YEA:	** MEMBERS VOTING NAY:
	
	
	
	

* Based on the 23 Illinois Administrative Code-Part 100 and inconformity with Section 17-1 of the School Code.

** Type in the members who voted "YEA" nor "NAY". Actual school board member signatures are not required for electronic submission.

- (1) A certified copy of this document must be filed with the county clerk within 30 days of adoption as required by Section 18-50 of the Property Tax Code (35 ILCS 200/18-50).
- (2) Districts are required to submit the adopted/amended budget electronically to ISBE within 30 days of adoption or by October 30, whichever comes first. Budgets are submitted to **School Finance Report (SFR)**: <https://sec1.isbe.net/attachmgr/default.aspx>
 Please type the member signatures before submitting to ISBE. We do not accept PDF copies.

BUDGET SUMMARY

	A	B	C	D	E	F	G	H	I	J	K	L
1	<i>Begin entering data on EstRev 5-10 and EstExp 11-17 tabs.</i>		(10)	(20)	(30)	(40)	(50)	(60)	(70)	(80)	(90)	
2	Description: Enter Whole Numbers Only	Acct #	Educational	Operations & Maintenance	Debt Service	Transportation	Municipal Retirement/ Social Security	Capital Projects	Working Cash	Tort	Fire Prevention & Safety	
3	ESTIMATED BEGINNING FUND BALANCE July 1, 2021 ¹ (without Student Activity Funds)		2,654,770	664,987	30,380	361,309	532,457	869,459	649,574	593,883	94,684	
4	RECEIPTS/REVENUES (without Student Activity Funds)											
5	LOCAL SOURCES	1000	1,153,510	272,600	124,200	171,000	175,700	409,000	15,100	261,750	14,400	
6	FLOW-THROUGH RECEIPTS/REVENUES FROM ONE DISTRICT TO ANOTHER DISTRICT	2000										
7	STATE SOURCES	3000	3,050	0	0	395,600	0	0	0	0	0	
8	FEDERAL SOURCES	4000	1,345,380	0	3,600	0	18,255	260,800	0	0	0	
9	Total Direct Receipts/Revenues ⁸		6,304,110	337,600	127,800	566,600	193,955	669,800	15,100	261,750	14,400	
10	Receipts/Revenues for "On Behalf" Payments ²	3998										
11	Total Receipts/Revenues		6,304,110	337,600	127,800	566,600	193,955	669,800	15,100	261,750	14,400	
12	DISBURSEMENTS/EXPENDITURES (without Student Activity Funds)											
13	INSTRUCTION	1000	3,609,827				58,905			0		
14	SUPPORT SERVICES	2000	2,110,100	312,080		542,100	129,155	510,800		247,330	14,700	
15	COMMUNITY SERVICES	3000	0	0		0	0			0		
16	PAYMENTS TO OTHER DISTRICTS & GOVT UNITS	4000	598,300	0	0	0	0	0		0	0	
17	DEBT SERVICES	5000	0	0	124,250	0	0			0	0	
18	PROVISION FOR CONTINGENCIES	6000	0	0	0	0	0	0		0	0	
19	Total Direct Disbursements/Expenditures ⁹		6,318,227	312,080	124,250	542,100	188,060	510,800		247,330	14,700	
20	Disbursements/Expenditures for "On Behalf" Payments ²	4180	0	0	0	0	0	0		0	0	
21	Total Disbursements/Expenditures		6,318,227	312,080	124,250	542,100	188,060	510,800		247,330	14,700	
22	Excess of Direct Receipts/Revenues Over (Under) Direct Disbursements/Expenditures		(14,117)	25,520	3,550	24,500	5,895	159,000	15,100	14,420	(300)	
23	OTHER SOURCES/USES OF FUNDS											
24	OTHER SOURCES OF FUNDS (7000)											
25	PERMANENT TRANSFER FROM VARIOUS FUNDS											
26	Abolishment the Working Cash Fund ¹⁶	7110										
27	Abatement of the Working Cash Fund ¹⁶	7110										
28	Transfer of Working Cash Fund Interest	7120										
29	Transfer Among Funds	7130										
30	Transfer of Interest	7140										
31	Transfer from Capital Projects Fund to O&M Fund	7150		0								
32	Transfer of Excess Fire Prev & Safety Tax & Interest ³ Proceeds to O&M Fund	7160		0								
33	Transfer of Excess Accumulated Fire Prev & Safety Bond and Int ^{3a} Proceeds to Debt Service Fund	7170			0							
34	SALE OF BONDS (7200)											
35	Principal on Bonds Sold ⁴	7210									1,500,000	
36	Premium on Bonds Sold	7220										
37	Accrued Interest on Bonds Sold	7230										
38	Sale or Compensation for Fixed Assets ⁵	7300										
39	Transfer to Debt Service to Pay Principal on Capital Leases	7400			0							
40	Transfer to Debt Service Fund to Pay Interest on Capital Leases	7500			0							
41	Transfer to Debt Service Fund to Pay Principal on Revenue Bonds	7600			0							
42	Transfer to Debt Service Fund to Pay Interest on Revenue Bonds	7700			0							
43	Transfer to Capital Projects Fund	7800						0				
44	ISBE Loan Proceeds	7900										
45	Other Sources Not Classified Elsewhere	7990										
46	Total Other Sources of Funds ⁸		0	0	0	0	0	0	0	0	1,500,000	
47	OTHER USES OF FUNDS (8000)											
49	TRANSFER TO VARIOUS OTHER FUNDS (8100)											
50	Abolishment or Abatement of the Working Cash Fund ¹⁶	8110							0			
51	Transfer of Working Cash Fund Interest	8120							0			
52	Transfer Among Funds	8130										

BUDGET SUMMARY

	A	B	C	D	E	F	G	H	I	J	K	L
1	<i>Begin entering data on EstRev 5-10 and EstExp 11-17 tabs.</i>		(10)	(20)	(30)	(40)	(50)	(60)	(70)	(80)	(90)	
2	Description: Enter Whole Numbers Only	Acct #	Educational	Operations & Maintenance	Debt Service	Transportation	Municipal Retirement/ Social Security	Capital Projects	Working Cash	Tort	Fire Prevention & Safety	
53	Transfer of Interest ⁶	8140										
54	Transfer from Capital Projects Fund to O&M Fund	8150										
55	Transfer of Excess Fire Prev & Safety Tax & Interest ³ Proceeds to O&M Fund	8160										
56	Transfer of Excess Accumulated Fire Prev & Safety Bond ^{3a} and Int Proceeds to Debt Service Fund	8170										
57	Taxes Pledged to Pay Principal on Capital Leases	8410										
58	Grants/Reimbursements Pledged to Pay Principal on Capital Leases	8420										
59	Other Revenues Pledged to Pay Principal on Capital Leases	8430										
60	Fund Balance Transfers Pledged to Pay Principal on Capital Leases	8440										
61	Taxes Pledged to Pay Interest on Capital Leases	8510										
62	Grants/Reimbursements Pledged to Pay Interest on Capital Leases	8520										
63	Other Revenues Pledged to Pay Interest on Capital Leases	8530										
64	Fund Balance Transfers Pledged to Pay Interest on Capital Leases	8540										
65	Taxes Pledged to Pay Principal on Revenue Bonds	8610										
66	Grants/Reimbursements Pledged to Pay Principal on Revenue Bonds	8620										
67	Other Revenues Pledged to Pay Principal on Revenue Bonds	8630										
68	Fund Balance Transfers Pledged to Pay Principal on Revenue Bonds	8640										
69	Taxes Pledged to Pay Interest on Revenue Bonds	8710										
70	Grants/Reimbursements Pledged to Pay Interest on Revenue Bonds	8720										
71	Other Revenues Pledged to Pay Interest on Revenue Bonds	8730										
72	Fund Balance Transfers Pledged to Pay Interest on Revenue Bonds	8740										
73	Taxes Transferred to Pay for Capital Projects	8810										
74	Grants/Reimbursements Pledged to Pay for Capital Projects	8820										
75	Other Revenues Pledged to Pay for Capital Projects	8830										
76	Fund Balance Transfers Pledged to Pay for Capital Projects	8840										
77	Transfer to Debt Service Fund to Pay Principal on ISBE Loans	8910										
78	Other Uses Not Classified Elsewhere	8990										
79	Total Other Uses of Funds ⁹		0	0	0	0	0	0	0	0	0	
80	Total Other Sources/Uses of Fund		0	0	0	0	0	0	0	0	1,500,000	
81	ESTIMATED ENDING FUND BALANCE June 30, 2022 (Without Student Activity Funds)		2,640,653	690,507	33,930	385,809	538,352	1,028,459	664,674	608,303	1,594,384	
82												
83	Student Activity ESTIMATED BEGINNING FUND BALANCE July 1, 2021 Fund 11		265,582									
84	RECEIPTS/REVENUES (For Student Activity Funds)											
85	Total Student Activity Direct Receipts/Revenues (Local Sources)	1799	280,000									
86	DISBURSEMENTS/EXPENDITURES (For Student Activity Funds)											
87	Total Student Activity Direct Disbursements/Expenditures	1999	280,000									
88	Excess of Direct Receipts/Revenues Over (Under) Direct Disbursements/Expenditures		0									
89	Student Activity ESTIMATED ENDING FUND BALANCE June 30, 2022		265,582									
90												
91	Total ESTIMATED BEGINNING FUND BALANCE July 1, 2021 (All Sources Including Student Activity Funds)		2,920,352	664,987	30,380	361,309	532,457	869,459	649,574	593,883	94,684	
92	RECEIPTS/REVENUES (All Sources with Student Activity Funds)											
93	LOCAL SOURCES	1000	1,433,510	272,600	124,200	171,000	175,700	409,000	15,100	261,750	14,400	
94	FLOW-THROUGH RECEIPTS/REVENUES FROM ONE DISTRICT TO ANOTHER DISTRICT	2000	3,050	0		0	0					
95	STATE SOURCES	3000	3,802,170	65,000	0	395,600	0	0	0	0	0	
96	FEDERAL SOURCES	4000	1,345,380	0	3,600	0	18,255	260,800	0	0	0	
97	Total Direct Receipts/Revenues ⁸		6,584,110	337,600	127,800	566,600	193,955	669,800	15,100	261,750	14,400	
98	Receipts/Revenues for "On Behalf" Payments ²	3998	0	0	0	0	0	0		0	0	
99	Total Receipts/Revenues		6,584,110	337,600	127,800	566,600	193,955	669,800	15,100	261,750	14,400	
100	DISBURSEMENTS/EXPENDITURES (All Sources with Student Activity Funds)											

BUDGET SUMMARY

	A	B	C	D	E	F	G	H	I	J	K	L
1	<i>Begin entering data on EstRev 5-10 and EstExp 11-17 tabs.</i>		(10)	(20)	(30)	(40)	(50)	(60)	(70)	(80)	(90)	
2	Description: Enter Whole Numbers Only	Acct #	Educational	Operations & Maintenance	Debt Service	Transportation	Municipal Retirement/ Social Security	Capital Projects	Working Cash	Tort	Fire Prevention & Safety	
101	INSTRUCTION	1000	3,889,827				58,905			0		
102	SUPPORT SERVICES	2000	2,110,100	312,080		542,100	129,155	510,800		247,330	14,700	
103	COMMUNITY SERVICES	3000	0	0		0	0			0		
104	PAYMENTS TO OTHER DISTRICTS & GOVT UNITS	4000	598,300	0	0	0	0	0		0	0	
105	DEBT SERVICES	5000	0	0	124,250	0	0			0	0	
106	PROVISION FOR CONTINGENCIES	6000	0	0	0	0	0	0		0	0	
107	Total Direct Disbursements/Expenditures ⁹		6,598,227	312,080	124,250	542,100	188,060	510,800		247,330	14,700	
108	Disbursements/Expenditures for "On Behalf" Payments ²	4180	0	0	0	0	0	0		0	0	
109	Total Disbursements/Expenditures		6,598,227	312,080	124,250	542,100	188,060	510,800		247,330	14,700	
110	Excess of Direct Receipts/Revenues Over (Under) Direct Disbursements/Expenditures		(14,117)	25,520	3,550	24,500	5,895	159,000	15,100	14,420	(300)	
111	OTHER SOURCES/USES OF FUNDS											
112	OTHER SOURCES OF FUNDS (7000)											
113	Total Other Sources of Funds ⁸		0	0	0	0	0	0	0	0	1,500,000	
114	OTHER USES OF FUNDS (8000)											
116	Total Other Uses of Funds ⁹		0	0	0	0	0	0	0	0	0	
117	Total Other Sources/Uses of Fund		0	0	0	0	0	0	0	0	1,500,000	
118	ESTIMATED ENDING FUND BALANCE June 30, 2022 (All Sources With student Activity Funds)		2,906,235	690,507	33,930	385,809	538,352	1,028,459	664,674	608,303	1,594,384	
119												
120	SUMMARY OF EXPENDITURES Without Student Activity Funds (by Major Object)											
121			(10)	(20)	(30)	(40)	(50)	(60)	(70)	(80)	(90)	
122	Description	Acct #	Educational	Operations & Maintenance	Debt Service	Transportation	Municipal Retirement/ Social Security	Capital Projects	Working Cash	Tort	Fire Prevention & Safety	Total By Object
123	Object Name											
124	Salaries	100	3,623,037	178,000		56,385		0		26,920	0	3,884,342
125	Employee Benefits	200	899,405	34,200		2,900	188,060	0		1,810	0	1,126,375
126	Purchased Services	300	641,520	19,400	0	429,465		210,800		218,600	0	1,519,785
127	Supplies & Materials	400	652,420	54,480		24,850		0		0	0	731,750
128	Capital Outlay	500	94,410	5,000		25,000		300,000		0	14,700	439,110
129	Other Objects	600	407,435	21,000	124,250	3,500	0	0		0	0	556,185
130	Non-Capitalized Equipment	700	0	0		0		0		0	0	0
131	Termination Benefits	800	0	0		0				0		0
132	Total Expenditures		6,318,227	312,080	124,250	542,100	188,060	510,800		247,330	14,700	8,257,547

SUMMARY OF CASH TRANSACTIONS

	A	B	C	D	E	F	G	H	I	J	K
1			(10)	(20)	(30)	(40)	(50)	(60)	(70)	(80)	(90)
2	Description: Enter Whole Numbers Only	Acct #	Educational	Operations & Maintenance	Debt Service	Transportation	Municipal Retirement/ Social Security	Capital Projects	Working Cash	Tort	Fire Prevention & Safety
3	BEGINNING CASH BALANCE ON HAND July 1, 2021 ⁷ (Without Student Activity Funds)		2,654,770	664,987	30,380	361,309	532,457	869,459	649,574	593,883	94,684
4	Total Direct Receipts & Other Sources ⁸		6,304,110	337,600	127,800	566,600	193,955	669,800	15,100	261,750	1,514,400
5	OTHER RECEIPTS										
6	Interfund Loans Payable (Loans from Other Funds)	411									
7	Interfund Loans Receivable (Repayment of Loans)	141									
8	Notes and Warrants Payable	433									
9	Other Current Assets	199									
10	Total Other Receipts		0	0	0	0	0	0	0	0	0
11	Total Direct Receipts, Other Sources, & Other Receipts		6,304,110	337,600	127,800	566,600	193,955	669,800	15,100	261,750	1,514,400
12	Total Amount Available		8,958,880	1,002,587	158,180	927,909	726,412	1,539,259	664,674	855,633	1,609,084
13	Total Direct Disbursements & Other Uses ⁹		6,318,227	312,080	124,250	542,100	188,060	510,800	0	247,330	14,700
14	OTHER DISBURSEMENTS										
15	Interfund Loans Receivable (Loans to Other Funds) ¹⁰	141									
16	Interfund Loans Payable (Repayment of Loans)	411									
17	Notes and Warrants Payable	433									
18	Other Current Liabilities	499									
19	Total Other Disbursements		0	0	0	0	0	0	0	0	0
20	Total Direct Disbursements, Other Uses, & Other Disbursements		6,318,227	312,080	124,250	542,100	188,060	510,800	0	247,330	14,700
21	ENDING CASH BALANCE ON HAND June 30, 2022 ⁷ (Without Student Activity Funds)		2,640,653	690,507	33,930	385,809	538,352	1,028,459	664,674	608,303	1,594,384
22											
23	Activity Funds BEGINNING CASH BALANCE ON HAND July 1, 2021 ⁷		265,582								
24	Total Direct Receipts & Other Sources ⁸		280,000								
25	Total Amount Available		545,582								
26	Total Direct Disbursements & Other Uses ⁹		280,000								
27	Activity funds ENDING CASH BALANCE ON HAND June 30, 2022 ⁷		265,582								
28											
29	Total BEGINNING CASH BALANCE ON HAND July 1, 2021 ⁷ (With Student Activity Funds)		2,920,352	664,987	30,380	361,309	532,457	869,459	649,574	593,883	94,684
30	Total Direct Receipts & Other Sources ⁸		6,584,110	337,600	127,800	566,600	193,955	669,800	15,100	261,750	1,514,400
31	Total Other Receipts		0	0	0	0	0	0	0	0	0
32	Total Direct Receipts, Other Sources, & Other Receipts		6,584,110	337,600	127,800	566,600	193,955	669,800	15,100	261,750	1,514,400
33	Total Amount Available		9,504,462	1,002,587	158,180	927,909	726,412	1,539,259	664,674	855,633	1,609,084
34	Total Direct Disbursements & Other Uses ⁹		6,598,227	312,080	124,250	542,100	188,060	510,800	0	247,330	14,700
35	Total Other Disbursements		0	0	0	0	0	0	0	0	0
36	Total Direct Disbursements, Other Uses, & Other Disbursements		6,598,227	312,080	124,250	542,100	188,060	510,800	0	247,330	14,700
37	Total ENDING CASH BALANCE ON HAND June 30, 2022 ⁷ (With Student Activity Funds)		2,906,235	690,507	33,930	385,809	538,352	1,028,459	664,674	608,303	1,594,384

	A	B	C	D	E	F	G	H	I	J	K
1			(10)	(20)	(30)	(40)	(50)	(60)	(70)	(80)	(90)
2	Description: Enter Whole Numbers Only	Acct #	Educational	Operations & Maintenance	Debt Service	Transportation	Municipal Retirement/ Social Security	Capital Projects	Working Cash	Tort	Fire Prevention & Safety
3	RECEIPTS/REVENUES FROM LOCAL SOURCES (1000)										
4	AD VALOREM TAXES LEVIED BY LOCAL EDUCATION AGENCY	1100									
5	Designated Purposes Levies ¹¹ (1110-1120)	-	698,000	158,000	124,200	123,500	152,200		14,600	193,650	14,300
6	Leasing Purposes Levy ¹²	1130									
7	Special Education Purposes Levy	1140	11,000								
8	FICA and Medicare Only Levies	1150									
9	Area Vocational Construction Purposes Levy	1160									
10	Summer School Purposes Levy	1170									
11	Other Tax Levies (Describe & Itemize)	1190									
12	Total Ad Valorem Taxes Levied by District		709,000	158,000	124,200	123,500	152,200	0	14,600	193,650	14,300
13	PAYMENTS IN LIEU OF TAXES	1200									
14	Mobile Home Privilege Tax	1210									
15	Payments from Local Housing Authority	1220									
16	Corporate Personal Property Replacement Taxes ¹³	1230	300,000	94,000		35,000	22,900	158,000		60,000	
17	Other Payments in Lieu of Taxes (Describe & Itemize)	1290									
18	Total Payments in Lieu of Taxes		300,000	94,000	0	35,000	22,900	158,000	0	60,000	0
19	TUITION	1300									
20	Regular Tuition from Pupils or Parents (In State)	1311	8,580								
21	Regular Tuition from Other Districts (In State)	1312									
22	Regular Tuition from Other Sources (In State)	1313									
23	Regular Tuition from Other Sources (Out of State)	1314									
24	Summer School Tuition from Pupils or Parents (In State)	1321									
25	Summer School Tuition from Other Districts (In State)	1322									
26	Summer School Tuition from Other Sources (In State)	1323									
27	Summer School Tuition from Other Sources (Out of State)	1324									
28	CTE Tuition from Pupils or Parents (In State)	1331									
29	CTE Tuition from Other Districts (In State)	1332									
30	CTE Tuition from Other Sources (In State)	1333									
31	CTE Tuition from Other Sources (Out of State)	1334									
32	Special Education Tuition from Pupils or Parents (In State)	1341									
33	Special Education Tuition from Other Districts (In State)	1342									
34	Special Education Tuition from Other Sources (In State)	1343									
35	Special Education Tuition from Other Sources (Out of State)	1344									
36	Adult Tuition from Pupils or Parents (In State)	1351									
37	Adult Tuition from Other Districts (In State)	1352									
38	Adult Tuition from Other Sources (In State)	1353									
39	Adult Tuition from Other Sources (Out of State)	1354									
40	Total Tuition		8,580								
41	TRANSPORTATION FEES	1400									
42	Regular Transportation Fees from Pupils or Parents (In State)	1411									
43	Regular Transportation Fees from Other Districts (In State)	1412									
44	Regular Transportation Fees from Other Sources (In State)	1413									
45	Regular Transportation Fees from Co-curricular Activities (In State)	1415									
46	Regular Transportation Fees from Other Sources (Out of State)	1416									
47	Summer School Transportation Fees from Pupils or Parents (In State)	1421									
48	Summer School Transportation Fees from Other Districts (In State)	1422									
49	Summer School Transportation Fees from Other Sources (In State)	1423									
50	Summer School Transportation Fees from Other Sources (Out of State)	1424									
51	CTE Transportation Fees from Pupils or Parents (In State)	1431									
52	CTE Transportation Fees from Other Districts (In State)	1432									
53	CTE Transportation Fees from Other Sources (In State)	1433									
54	CTE Transportation Fees from Other Sources (Out of State)	1434									
55	Special Education Transportation Fees from Pupils or Parents (In State)	1441									

	A	B	C	D	E	F	G	H	I	J	K
1			(10)	(20)	(30)	(40)	(50)	(60)	(70)	(80)	(90)
2	Description: Enter Whole Numbers Only	Acct #	Educational	Operations & Maintenance	Debt Service	Transportation	Municipal Retirement/ Social Security	Capital Projects	Working Cash	Tort	Fire Prevention & Safety
56	Special Education Transportation Fees from Other Districts (In State)	1442				2,800					
57	Special Education Transportation Fees from Other Sources (In State)	1443									
58	Special Education Transportation Fees from Other Sources (Out of State)	1444									
59	Adult Transportation Fees from Pupils or Parents (In State)	1451									
60	Adult Transportation Fees from Other Districts (In State)	1452									
61	Adult Transportation Fees from Other Sources (In State)	1453									
62	Adult Transportation Fees from Other Sources (Out of State)	1454									
63	Total Transportation Fees					2,800					
64	EARNINGS ON INVESTMENTS	1500									
65	Interest on Investments	1510	1,000	500		100	600	1,000	500	8,000	100
66	Gain or Loss on Sale of Investments	1520									
67	Total Earnings on Investments		1,000	500	0	100	600	1,000	500	8,000	100
68	FOOD SERVICE	1600									
69	Sales to Pupils - Lunch	1611	50								
70	Sales to Pupils - Breakfast	1612	50								
71	Sales to Pupils - A la Carte	1613	65,000								
72	Sales to Pupils - Other (Describe & Itemize)	1614	20								
73	Sales to Adults	1620	10,000								
74	Other Food Service (Describe & Itemize)	1690	200								
75	Total Food Service		75,320								
76	DISTRICT/SCHOOL ACTIVITY INCOME	1700									
77	Admissions - Athletic	1711	24,000								
78	Admissions - Other	1719									
79	Fees	1720	2,510								
80	Book Store Sales	1730									
81	Other District/School Activity Revenue (Describe & Itemize)	1790									
82	Student Activity Fund Revenues	1799	280,000								
83	Total District/School Activity Income (without Student Activity Funds 1799)		26,510	0							
84	Total District/School Activity Income (with Student Activity Funds 1799)		306,510								
85	TEXTBOOK INCOME	1800									
86	Rentals - Regular Textbooks	1811	9,000								
87	Rentals - Summer School Textbooks	1812									
88	Rentals - Adult/Continuing Education Textbooks	1813									
89	Rentals - Other (Describe)	1819									
90	Sales - Regular Textbooks	1821									
91	Sales - Summer School Textbooks	1822									
92	Sales - Adult/Continuing Education Textbooks	1823									
93	Sales - Other (Describe & Itemize)	1829									
94	Other (Describe & Itemize)	1890									
95	Total Textbooks		9,000								
96	OTHER REVENUE FROM LOCAL SOURCES	1900									
97	Rentals	1910									
98	Contributions and Donations from Private Sources	1920	500								
99	Impact Fees from Municipal or County Governments	1930									
100	Services Provided Other Districts	1940									
101	Refund of Prior Years' Expenditures	1950	11,500								
102	Payments of Surplus Moneys from TIF Districts	1960									
103	Drivers' Education Fees	1970	500								
104	Proceeds from Vendors' Contracts	1980									
105	School Facility Occupation Tax Proceeds	1983						250,000			
106	Payment from Other Districts	1991	4,300								
107	Sale of Vocational Projects	1992									
108	Other Local Fees (Describe & Itemize)	1993	4,200							100	

	A	B	C	D	E	F	G	H	I	J	K
1			(10)	(20)	(30)	(40)	(50)	(60)	(70)	(80)	(90)
2	Description: Enter Whole Numbers Only	Acct #	Educational	Operations & Maintenance	Debt Service	Transportation	Municipal Retirement/ Social Security	Capital Projects	Working Cash	Tort	Fire Prevention & Safety
109	Other Local Revenues (Describe & Itemize)	1999	3,100	20,100		9,600					
110	Total Other Revenue from Local Sources		24,100	20,100	0	9,600	0	250,000	0	100	0
111	Total Receipts/Revenues from Local Sources (without Student Activity Funds 1799)	1000	1,153,510	272,600	124,200	171,000	175,700	409,000	15,100	261,750	14,400
112	Total Receipts/Revenues from Local Sources (with Student Activity Funds 1799)		1,433,510								
113	FLOW-THROUGH RECEIPTS/REVENUES FROM ONE DISTRICT TO ANOTHER DISTRICT (2000)										
114	Flow-Through Revenue from State Sources	2100	3,050								
115	Flow-Through Revenue from Federal Sources	2200									
116	Other Flow-Through Revenue (Describe & Itemize)	2300									
117	Total Flow-Through Receipts/Revenues From District to Another District	One 2000	3,050	0		0	0				
118	RECEIPTS/REVENUES FROM STATE SOURCES (3000)										
119	UNRESTRICTED GRANTS-IN-AID (3001-3099)										
120	Evidence Based Funding Formula (Section 18-8.15)	3001	3,733,000	65,000		47,000					
121	Reorganization Incentives (Accounts 3005-3021)	3005									
122	Fast Growth District Grants	3030									
123	Other Unrestricted Grants-In-Aid From State Sources (Describe & Itemize)	3099									
124	Total Unrestricted Grants-In-Aid		3,733,000	65,000	0	47,000	0	0		0	0
125	RESTRICTED GRANTS-IN-AID (3100-3900)										
126	SPECIAL EDUCATION										
127	Special Education - Private Facility Tuition	3100									
128	Special Education - Funding for Children Requiring Sp Ed Services	3105									
129	Special Education - Personnel	3110									
130	Special Education - Orphanage - Individual	3120	24,000								
131	Special Education - Orphanage - Summer Individual	3130									
132	Special Education - Summer School	3145									
133	Special Education - Other (Describe & Itemize)	3199									
134	Total Special Education		24,000	0		0					
135	CAREER AND TECHNICAL EDUCATION (CTE)										
136	CTE - Technical Education - Tech Prep	3200									
137	CTE - Secondary Program Improvement (CTEI)	3220	27,400								
138	CTE - WECEP	3225									
139	CTE - Agriculture Education	3235	2,000								
140	CTE - Instructor Practicum	3240									
141	CTE - Student Organizations	3270									
142	CTE - Other (Describe & Itemize)	3299									
143	Total Career and Technical Education		29,400	0			0				
144	BILINGUAL EDUCATION										
145	Bilingual Education - Downstate - TPI and TBE	3305									
146	Bilingual Education - Downstate - Transitional Bilingual Education	3310									
147	Total Bilingual Education		0				0				
148	State Free Lunch & Breakfast	3360	5,510								
149	School Breakfast Initiative	3365									
150	Driver Education	3370	9,500								
151	Adult Education (from ICCB)	3410									
152	Adult Education - Other (Describe & Itemize)	3499									
153	TRANSPORTATION										
154	Transportation - Regular and Vocational	3500				280,200					
155	Transportation - Special Education	3510				68,400					

	A	B	C	D	E	F	G	H	I	J	K
1			(10)	(20)	(30)	(40)	(50)	(60)	(70)	(80)	(90)
2	Description: Enter Whole Numbers Only	Acct #	Educational	Operations & Maintenance	Debt Service	Transportation	Municipal Retirement/ Social Security	Capital Projects	Working Cash	Tort	Fire Prevention & Safety
156	Transportation - Other (Describe & Itemize)	3599									
157	Total Transportation		0	0		348,600	0				
158	Learning Improvement - Change Grants	3610									
159	Scientific Literacy	3660									
160	Truant Alternative/Optional Education	3695									
161	Early Childhood - Block Grant	3705									
162	Chicago General Education Block Grant	3766									
163	Chicago Educational Services Block Grant	3767									
164	School Safety & Educational Improvement Block Grant	3775									
165	Technology - Technology for Success	3780									
166	State Charter Schools	3815									
167	Extended Learning Opportunities - Summer Bridges	3825									
168	Infrastructure Improvements - Planning/Construction	3920									
169	School Infrastructure - Maintenance Projects	3925									0
170	Other Restricted Revenue from State Sources (Describe & Itemize)	3999	760								
171	Total Restricted Grants-In-Aid		69,170	0	0	348,600	0	0	0	0	0
172	Total Receipts/Revenues from State Sources	3000	3,802,170	65,000	0	395,600	0	0	0	0	0
173	RECEIPTS/REVENUES FROM FEDERAL SOURCES (4000)										
174	UNRESTRICTED GRANTS-IN-AID RECEIVED DIRECTLY FROM FEDERAL GOVT. (4001-4009)										
175	Federal Impact Aid	4001									
176	Other Unrestricted Grants-In-Aid Received Directly from the Federal Govt. (Describe & Itemize)	4009									
177	Total Unrestricted Grants-In-Aid Received Directly from Fed Govt		0	0	0	0	0	0	0	0	0
178	RESTRICTED GRANTS-IN-AID RECEIVED DIRECTLY FROM FEDERAL GOVT (4045-4090)										
179	Head Start	4045									
180	Construction (Impact Aid)	4050									
181	MAGNET	4060									
182	Other Restricted Grants-In-Aid Received Directly from Federal Govt. (Describe & Itemize)	4090	9,000					100,000			
183	Total Restricted Grants-In-Aid Received Directly from Federal Govt.		9,000	0		0	0	100,000			0
184	RESTRICTED GRANTS-IN-AID RECEIVED FROM FEDERAL GOVT. THRU THE STATE (4100-4999)										
185	TITLE V										
186	Title V - Flexibility and Accountability	4100									
187	Title V - SEA Projects	4105									
188	Title V - Rural Education Initiative (REI)	4107									
189	Title V - Other (Describe & Itemize)	4199									
190	Total Title V		0	0		0	0				
191	FOOD SERVICE										
192	Breakfast Start-Up Expansion	4200									
193	National School Lunch Program	4210	20,030								
194	Special Milk Program	4215									
195	School Breakfast Program	4220	20								
196	Summer Food Service Admin/Program	4225	279,000								
197	Child and Adult Care Food Program	4226									
198	Fresh Fruit and Vegetables	4240									
199	Food Service - Other (Describe & Itemize)	4299									
200	Total Food Service		299,050				0				
201	TITLE I										
202	Title I - Low Income	4300	225,445				2,330				

	A	B	C	D	E	F	G	H	I	J	K
1			(10)	(20)	(30)	(40)	(50)	(60)	(70)	(80)	(90)
2	Description: Enter Whole Numbers Only	Acct #	Educational	Operations & Maintenance	Debt Service	Transportation	Municipal Retirement/ Social Security	Capital Projects	Working Cash	Tort	Fire Prevention & Safety
203	Title I - Low Income - Neglected, Private	4305									
204	Title I - Migrant Education	4340									
205	Title I - Other (Describe & Itemize)	4399									
206	Total Title I		225,445	0		0	2,330				
207	TITLE IV										
208	Title IV - Student Support & Academic Enrichment Grant	4400	10,230								
209	Title IV - 21st Century	4421									
210	Title IV - Other (Describe & Itemize)	4499									
211	Total Title IV		10,230	0		0	0				
212	FEDERAL - SPECIAL EDUCATION										
213	Federal Special Education - Preschool Flow-Through	4600	14,000								
214	Federal Special Education - Preschool Discretionary	4605									
215	Federal Special Education - IDEA Flow Through	4620	206,000								
216	Federal Special Education - IDEA Room & Board	4625	8,300								
217	Federal Special Education - IDEA Discretionary	4630									
218	Federal Special Education - IDEA - Other (Describe & Itemize)	4699									
219	Total Federal Special Education		228,300	0		0	0				
220	CTE - PERKINS										
221	CTE - Perkins-Title III E Tech Prep	4770									
222	CTE - Other (Describe & Itemize)	4799	16,900								
223	Total CTE - Perkins		16,900	0			0				
224	Federal - Adult Education	4810									
225	ARRA - General State Aid - Education Stabilization	4850									
226	ARRA - Title I - Low Income	4851									
227	ARRA - Title I - Neglected, Private	4852									
228	ARRA - Title I - Delinquent, Private	4853									
229	ARRA - Title I - School Improvement (Part A)	4854									
230	ARRA - Title I - School Improvement (Section 1003g)	4855									
231	ARRA - IDEA - Part B - Preschool	4856									
232	ARRA - IDEA - Part B - Flow-Through	4857									
233	ARRA - Title IID - Technology - Formula	4860									
234	ARRA - Title IID - Technology - Competitive	4861									
235	ARRA - McKinney - Vento Homeless Education	4862									
236	ARRA - Child Nutrition Equipment Assistance	4863									
237	Impact Aid Formula Grants	4864									
238	Impact Aid Competitive Grants	4865									
239	Qualified Zone Academy Bond Tax Credits	4866			3,600						
240	Qualified School Construction Bond Credits	4867									
241	Build America Bond Tax Credits	4868									
242	Build America Bond Interest Reimbursement	4869									
243	ARRA - General State Aid - Other Government Services Stabilization	4870									
244	Other ARRA Funds - II	4871									
245	Other ARRA Funds - III	4872									
246	Other ARRA Funds - IV	4873									
247	Other ARRA Funds - V	4874									
248	ARRA - Early Childhood	4875									
249	Other ARRA Funds - VII	4876									
250	Other ARRA Funds - VIII	4877									
251	Other ARRA Funds - IX	4878									
252	Other ARRA Funds - X	4879									
253	Other ARRA Funds - Ed Job Fund Program	4880									
254	Total Stimulus Programs		0	0	3,600	0	0	0		0	0
255	Race to the Top Program	4901									

	A	B	C	D	E	F	G	H	I	J	K
1			(10)	(20)	(30)	(40)	(50)	(60)	(70)	(80)	(90)
2	Description: Enter Whole Numbers Only	Acct #	Educational	Operations & Maintenance	Debt Service	Transportation	Municipal Retirement/ Social Security	Capital Projects	Working Cash	Tort	Fire Prevention & Safety
256	Race to the Top - Preschool Expansion Grant	4902									
257	Title III - Instruction for English Learners & Immigrant Students	4905									
258	Title III - English Language Acquisition	4909									
259	McKinney Education for Homeless Children	4920									
260	Title II - Eisenhower - Professional Development Formula	4930									
261	Title II - Teacher Quality	4932	31,085				290				
262	Federal Charter Schools	4960									
263	State Assessment Grants	4981									
264	Grant for State Assessments and Related Activities	4982									
265	Medicaid Matching Funds - Administrative Outreach	4991	10,000								
266	Medicaid Matching Funds - Fee-For-Service Program	4992	2,100								
267	Other Restricted Grants Received from Federal Government through State (Describe & Itemize)	4998	513,270				15,635	160,800			
268	Total Restricted Grants-In-Aid Received from Federal Govt. Thru the State		1,336,380	0	3,600	0	18,255	160,800		0	0
269	TOTAL RECEIPTS/REVENUES FROM FEDERAL SOURCES	4000	1,345,380	0	3,600	0	18,255	260,800	0	0	0
270	TOTAL DIRECT RECEIPTS/REVENUES (without Student Activity Funds 1799)		6,304,110	337,600	127,800	566,600	193,955	669,800	15,100	261,750	14,400
271	TOTAL DIRECT RECEIPTS/REVENUES (with Student Activity Funds 1799)		6,584,110								

	A	B	C	D	E	F	G	H	I	J	K
1	Description: Enter Whole Numbers Only	Funct #	(100) Salaries	(200) Employee Benefits	(300) Purchased Services	(400) Supplies & Materials	(500) Capital Outlay	(600) Other Objects	(700) Non-Capitalized Equipment	(800) Termination Benefits	(900) Total
2											
3	10 - EDUCATIONAL FUND (ED)										
4	INSTRUCTION (ED)	1000									
5	Regular Programs	1100	1,823,910	418,095	45,130	85,545	57,960	5,465			2,436,105
6	Tuition Payment to Charter Schools	1115									0
7	Pre-K Programs	1125									0
8	Special Education Programs (Functions 1200 - 1220)	1200	422,715	114,960	2,855	5,190					545,720
9	Special Education Programs Pre-K	1225	35,500	8,830	10	390					44,730
10	Remedial and Supplemental Programs K-12	1250	156,115	44,755	15,100	300					216,270
11	Remedial and Supplemental Programs Pre-K	1275									0
12	Adult/Continuing Education Programs	1300									0
13	CTE Programs	1400	94,080	22,825	510	14,270	4,400	100			136,185
14	Interscholastic Programs	1500	85,090	6,620	21,130	8,365	3,995	13,235			138,435
15	Summer School Programs	1600									0
16	Gifted Programs	1650			50	450		740			1,240
17	Driver's Education Programs	1700	52,142	12,000	6,700	700		100			71,642
18	Bilingual Programs	1800									0
19	Truant Alternative & Optional Programs	1900									0
20	Pre-K Programs - Private Tuition	1910									0
21	Regular K-12 Programs Private Tuition	1911						19,500			19,500
22	Special Education Programs K-12 Private Tuition	1912									0
23	Special Education Programs Pre-K Tuition	1913									0
24	Remedial/Supplemental Programs K-12 Private Tuition	1914									0
25	Remedial/Supplemental Programs Pre-K Private Tuition	1915									0
26	Adult/Continuing Education Programs Private Tuition	1916									0
27	CTE Programs Private Tuition	1917									0
28	Interscholastic Programs Private Tuition	1918									0
29	Summer School Programs Private Tuition	1919									0
30	Gifted Programs Private Tuition	1920									0
31	Bilingual Programs Private Tuition	1921									0
32	Truants Alternative/Opt Ed Programs Private Tuition	1922									0
33	Student Activity Fund Expenditures	1999						280,000			280,000
34	Total Instruction¹⁴ (Without Student Activity Funds 1999)	1000	2,669,552	628,085	91,485	115,210	66,355	39,140	0	0	3,609,827
35	Total Instruction¹⁴ (With Student Activity Funds 1999)	1000	2,669,552	628,085	91,485	115,210	66,355	319,140	0	0	3,889,827
36	SUPPORT SERVICES (ED)	2000									
37	Support Services - Pupil	2100									
38	Attendance & Social Work Services	2110	53,790	4,650	39,800	22,350					120,590
39	Guidance Services	2120	72,350	16,195	5,300	1,850					95,695
40	Health Services	2130	44,700	13,680	100	8,015		120			66,615
41	Psychological Services	2140									0
42	Speech Pathology & Audiology Services	2150	1,600	6,850	1,360	200		375			10,385
43	Other Support Services - Pupils (Describe & Itemize)	2190									0
44	Total Support Services - Pupil	2100	172,440	41,375	46,560	32,415	0	495	0	0	293,285
45	Support Services - Instructional Staff	2200									
46	Improvement of Instruction Services	2210	9,000	300	3,750	8,400		5,000			26,450
47	Educational Media Services	2220	176,505	40,285	103,380	16,915	18,055	1,000			356,140
48	Assessment & Testing	2230									0
49	Total Support Services - Instructional Staff	2200	185,505	40,585	107,130	25,315	18,055	6,000	0	0	382,590
50	Support Services - General Administration	2300									
51	Board of Education Services	2310	38,525	59,115	55,660	4,800	4,000	20,000			182,100
52	Executive Administration Services	2320	92,370	22,505	4,410	105		2,940			122,330
53	Special Area Administration Services	2330									0
54	Tort Immunity Services	2361, 2365									0
55	Total Support Services - General Administration	2300	130,895	81,620	60,070	4,905	4,000	22,940	0	0	304,430
56	Support Services - School Administration	2400									
57	Office of the Principal Services	2410	220,275	46,760	13,325	1,775		1,205			283,340
58	Other Support Services - School Administration (Describe & Itemize)	2490									0

	A	B	C	D	E	F	G	H	I	J	K
1	Description: Enter Whole Numbers Only	Funct #	(100)	(200)	(300)	(400)	(500)	(600)	(700)	(800)	(900)
2			Salaries	Employee Benefits	Purchased Services	Supplies & Materials	Capital Outlay	Other Objects	Non-Capitalized Equipment	Termination Benefits	Total
59	Total Support Services - School Administration	2400	220,275	46,760	13,325	1,775	0	1,205	0	0	283,340
60	Support Services - Business	2500									
61	Direction of Business Support Services	2510									0
62	Fiscal Services	2520	81,250	9,460	18,350	5,300	4,000	325			118,685
63	Operation & Maintenance of Plant Services	2540	37,320	6,720	24,500	214,400					282,940
64	Pupil Transportation Services	2550									0
65	Food Services	2560	125,800	44,800	19,100	253,100	2,000	30			444,830
66	Internal Services	2570									0
67	Total Support Services - Business	2500	244,370	60,980	61,950	472,800	6,000	355	0	0	846,455
68	Support Services - Central	2600									
69	Direction of Central Support Services	2610									0
70	Planning, Research, Development & Evaluation Services	2620									0
71	Information Services	2630									0
72	Staff Services	2640									0
73	Data Processing Services	2660									0
74	Total Support Services - Central	2600	0	0	0	0	0	0	0	0	0
75	Other Support Services (Describe & Itemize)	2900									0
76	Total Support Services	2000	953,485	271,320	289,035	537,210	28,055	30,995	0	0	2,110,100
77	COMMUNITY SERVICES (ED)	3000									0
78	PAYMENTS TO OTHER DIST & GOVT UNITS (ED)	4000									
79	Payments to Other Dist & Govt Units (In-State)	4100									
80	Payments for Regular Programs	4110									0
81	Payments for Special Education Programs	4120			261,000			100			261,100
82	Payments for Adult/Continuing Education Programs	4130									0
83	Payments for CTE Programs	4140									0
84	Payments for Community College Programs	4170									0
85	Other Payments to In-State Govt Units (Describe & Itemize)	4190									0
86	Total Payments to Other Dist & Govt Units (In-State)	4100			261,000			100			261,100
87	Payments for Regular Programs - Tuition	4210									0
88	Payments for Special Education Programs - Tuition	4220						337,200			337,200
89	Payments for Adult/Continuing Education Programs - Tuition	4230									0
90	Payments for CTE Programs - Tuition	4240									0
91	Payments for Community College Programs - Tuition	4270									0
92	Payments for Other Programs - Tuition	4280									0
93	Other Payments to In-State Govt Units (Describe & Itemize)	4290									0
94	Total Payments to Other Dist & Govt Units - Tuition (In State)	4200						337,200			337,200
95	Payments for Regular Programs - Transfers	4310									0
96	Payments for Special Education Programs - Transfers	4320									0
97	Payments for Adult/Continuing Ed Programs - Transfers	4330									0
98	Payments for CTE Programs - Transfers	4340									0
99	Payments for Community College Program - Transfers	4370									0
100	Payments for Other Programs - Transfers	4380									0
101	Other Payments to In-State Govt Units - Transfers (Describe & Itemize)	4390									0
102	Total Payments to Other Dist & Govt Units-Transfers (In State)	4300			0			0			0
103	Payments to Other Dist & Govt Units (Out of State)	4400									0
104	Total Payments to Other Dist & Govt Units	4000			261,000			337,300			598,300
105	DEBT SERVICE (ED)	5000									
106	Debt Service - Interest on Short-Term Debt	5100									
107	Tax Anticipation Warrants	5110									0
108	Tax Anticipation Notes	5120									0
109	Corporate Personal Property Repl Tax Anticipated Notes	5130									0
110	State Aid Anticipation Certificates	5140									0
111	Other Interest on Short-Term Debt (Describe & Itemize)	5150									0
112	Total Debt Service - Interest on Short-Term Debt	5100						0			0
113	Debt Service - Interest on Long-Term Debt	5200									0
114	Total Debt Service	5000						0			0
115	PROVISION FOR CONTINGENCIES (ED)	6000									0

	A	B	C	D	E	F	G	H	I	J	K
1	Description: Enter Whole Numbers Only	Funct #	(100)	(200)	(300)	(400)	(500)	(600)	(700)	(800)	(900)
2			Salaries	Employee Benefits	Purchased Services	Supplies & Materials	Capital Outlay	Other Objects	Non-Capitalized Equipment	Termination Benefits	Total
116	Total Direct Disbursements/Expenditures (without Student Activity Funds (1999))		3,623,037	899,405	641,520	652,420	94,410	407,435	0	0	6,318,227
117	Total Direct Disbursements/Expenditures (with Student Activity Funds (1999))		3,623,037	899,405	641,520	652,420	94,410	687,435	0	0	6,598,227
118	Excess (Deficiency) of Receipts/Revenues Over Disbursements/Expenditures (Without Student Activity Funds 1999)										(14,117)
119	Excess (Deficiency) of Receipts/Revenues Over Disbursements/Expenditures (With Student Activity Funds 1999)										(14,117)
121	20 - OPERATIONS AND MAINTENANCE FUND (O&M)										
122	SUPPORT SERVICES (O&M)	2000									
123	Support Services - Pupil	2100									
124	Other Support Services - Pupils (Describe & Itemize)	2190									0
125	Support Services - Business	2500									
126	Direction of Business Support Services	2510									0
127	Facilities Acquisition & Construction Services	2530									0
128	Operation & Maintenance of Plant Services	2540	178,000	34,200	19,400	54,480	5,000	21,000			312,080
129	Pupil Transportation Services	2550									0
130	Food Services	2560									0
131	Total Support Services - Business	2500	178,000	34,200	19,400	54,480	5,000	21,000	0	0	312,080
132	Other Support Services (Describe & Itemize)	2900									0
133	Total Support Services	2000	178,000	34,200	19,400	54,480	5,000	21,000	0	0	312,080
134	COMMUNITY SERVICES (O&M)	3000									0
135	PAYMENTS TO OTHER DIST & GOVT UNITS (O&M)	4000									
136	Payments to Other Dist & Govt Units (In-State)	4100									
137	Payments for Regular Programs	4110									0
138	Payments for Special Education Programs	4120									0
139	Payments for CTE Program	4140									0
140	Other Payments to In-State Govt Units (Describe & Itemize)	4190									0
141	Total Payments to Other Dist & Govt Units (In-State)	4100			0						0
142	Payments to Other Dist & Govt Units (Out of State) ¹⁴	4400									0
143	Total Payments to Other Dist & Govt Unit	4000			0						0
144	DEBT SERVICE (O&M)	5000									
145	Debt Service - Interest on Short-Term Debt	5100									
146	Tax Anticipation Warrants	5110									0
147	Tax Anticipation Notes	5120									0
148	Corporate Personal Prop Repl Tax Anticipated Notes	5130		0							
149	State Aid Anticipation Certificates	5140		0							
150	Other Interest on Short-Term Debt (Describe & Itemize)	5150		0							
151	Total Debt Service - Interest on Short-Term Debt	5100		0							
152	Debt Service - Interest on Long-Term Debt	5200		0							
153	Total Debt Service	5000		0							
154	PROVISION FOR CONTINGENCIES (O&M)	6000		0							
155	Total Direct Disbursements/Expenditures		178,000	34,200	19,400	54,480	5,000	21,000	0	0	312,080
156	Excess (Deficiency) of Receipts/Revenues Over Disbursements/Expenditures										25,520
157											
158	30 - DEBT SERVICE FUND (DS)										
159	PAYMENTS TO OTHER DIST & GOVT UNITS (DS)	4000									
160	Payments to Other Dist & Govt Units (In-State)	4100									
161	Payments for Regular Programs	4110									0
162	Payments for Special Education Programs	4120									0
163	Other Payments to In-State Govt Units (Describe & Itemize)	4190									0
164	Total Payments to Other Dist & Govt Units (In-State)	4000									0
165	DEBT SERVICE (DS)	5000									
166	Debt Service - Interest on Short-Term Debt	5100									
167	Tax Anticipation Warrants	5110									

	A	B	C	D	E	F	G	H	I	J	K
1	Description: Enter Whole Numbers Only	Funct #	(100) Salaries	(200) Employee Benefits	(300) Purchased Services	(400) Supplies & Materials	(500) Capital Outlay	(600) Other Objects	(700) Non-Capitalized Equipment	(800) Termination Benefits	(900) Total
2											
168	Tax Anticipation Notes	5120									0
169	Corporate Personal Prop Repl Tax Anticipation Notes	5130									0
170	State Aid Anticipation Certificates	5140									0
171	Other Interest on Short-Term Debt <i>(Describe & Itemize)</i>	5150									0
172	Total Debt Service - Interest On Short-Term Debt	5100						0			0
173	Debt Service - Interest on Long-Term Debt	5200						4,250			4,250
174	Debt Service - Payments of Principal on Long-Term Debt ¹⁵ <i>(Lease/Purchase Principal Retired)</i>	5300						120,000			120,000
175	Debt Service Other <i>(Describe & Itemize)</i>	5400									0
176	Total Debt Service	5000			0			124,250			124,250
177	PROVISION FOR CONTINGENCIES (DS)	6000									0
178	Total Direct Disbursements/Expenditures				0			124,250			124,250
179	Excess (Deficiency) of Receipts/Revenues Over Disbursements/Expenditures										3,550
180											
181	40 - TRANSPORTATION FUND (TR)										
182	SUPPORT SERVICES (TR)	2000									
183	Support Services - Pupils	2100									
184	Other Support Services - Pupils <i>(Describe & Itemize)</i>	2190									0
185	Support Services - Business										
186	Pupil Transportation Services	2550	56,385	2,900	429,465	24,850	25,000	3,500			542,100
187	Other Support Services <i>(Describe & Itemize)</i>	2900									0
188	Total Support Services	2000	56,385	2,900	429,465	24,850	25,000	3,500	0	0	542,100
189	COMMUNITY SERVICES (TR)	3000									0
190	PAYMENTS TO OTHER DIST & GOVT UNITS (TR)	4000									
191	Payments to Other Dist & Govt Units (In-State)	4100									
192	Payments for Regular Program	4110									0
193	Payments for Special Education Programs	4120									0
194	Payments for Adult/Continuing Education Programs	4130									0
195	Payments for CTE Programs	4140									0
196	Payments for Community College Programs	4170									0
197	Other Payments to In-State Govt Units <i>(Describe & Itemize)</i>	4190									0
198	Total Payments to Other Dist & Govt Units (In-State)	4100			0			0			0
199	Payments to Other Dist & Govt Units (Out-of-State) <i>(Describe & Itemize)</i>	4400									0
200	Total Payments to Other Dist & Govt Units	4000			0			0			0
201	DEBT SERVICE (TR)	5000									
202	Debt Service - Interest on Short-Term Debt	5100									
203	Tax Anticipation Warrants	5110									0
204	Tax Anticipation Notes	5120									0
205	Corporate Personal Prop Repl Tax Anticipation Notes	5130									0
206	State Aid Anticipation Certificates	5140									0
207	Other Interest on Short-Term Debt <i>(Describe and Itemize)</i>	5150									0
208	Total Debt Service - Interest On Short-Term Debt	5100						0			0
209	Debt Service - Interest on Long-Term Debt	5200									0
210	Debt Service - Payments of Principal on Long-Term Debt ¹⁵ <i>(Lease/Purchase Principal Retired)</i>	5300									0
211	Debt Service - Other <i>(Describe and Itemize)</i>	5400									0
212	Total Debt Service	5000						0			0
213	PROVISION FOR CONTINGENCIES (TR)	6000									0
214	Total Direct Disbursements/Expenditures		56,385	2,900	429,465	24,850	25,000	3,500	0	0	542,100
215	Excess (Deficiency) of Receipts/Revenues Over Disbursements/Expenditures										24,500
216											
217	50 - MUNICIPAL RETIREMENT/SOC SEC FUND (MR/SS)										
218	INSTRUCTION (MR/SS)	1000									
219	Regular Program	1100		27,235							27,235

	A	B	C	D	E	F	G	H	I	J	K
1	Description: Enter Whole Numbers Only	Funct #	(100) Salaries	(200) Employee Benefits	(300) Purchased Services	(400) Supplies & Materials	(500) Capital Outlay	(600) Other Objects	(700) Non-Capitalized Equipment	(800) Termination Benefits	(900) Total
2											
220	Pre-K Programs	1125									0
221	Special Education Programs (Functions 1200-1220)	1200		18,540							18,540
222	Special Education Programs Pre-K	1225		2,450							2,450
223	Remedial and Supplemental Programs K-12	1250		2,230							2,230
224	Remedial and Supplemental Programs Pre-K	1275									0
225	Adult/Continuing Education Programs	1300									0
226	CTE Programs	1400		1,450							1,450
227	Interscholastic Programs	1500		6,250							6,250
228	Summer School Programs	1600									0
229	Gifted Programs	1650									0
230	Driver's Education Programs	1700		750							750
231	Bilingual Programs	1800									0
232	Truant Alternative & Optional Programs	1900									0
233	Total Instruction	1000		58,905							58,905
234	SUPPORT SERVICES (MR/SS)	2000									
235	Support Services - Pupil	2100									
236	Attendance & Social Work Services	2110		1,265							1,265
237	Guidance Services	2120		3,590							3,590
238	Health Services	2130		9,560							9,560
239	Psychological Services	2140									0
240	Speech Pathology & Audiology Services	2150		100							100
241	Other Support Services - Pupils (<i>Describe & Itemize</i>)	2190									0
242	Total Support Services - Pupil	2100		14,515							14,515
243	Support Services - Instructional Staff	2200									
244	Improvement of Instruction Services	2210		260							260
245	Educational Media Services	2220		9,360							9,360
246	Assessment & Testing	2230									0
247	Total Support Services - Instructional Staff	2200		9,620							9,620
248	Support Services - General Administration	2300									
249	Board of Education Services	2310		620							620
250	Executive Administration Services	2320		1,700							1,700
251	Special Area Administrative Services	2330									0
252	Claims Paid from Self Insurance Fund	2361									0
253											
254											
255											
256	Risk Management and Claims Services Payments	2365									0
257											
258											
259											
260											
261	Total Support Services - General Administration	2300		2,320							2,320
262	Support Services - School Administration	2400									
263	Office of the Principal Services	2410		15,700							15,700
264	Other Support Services - School Administration (<i>Describe & Itemize</i>)	2490									0
265	Total Support Services - School Administration	2400		15,700							15,700
266	Support Services - Business	2500									
267	Direction of Business Support Services	2510									0
268	Fiscal Services	2520		16,500							16,500
269	Facilities Acquisition & Construction Services	2530									0
270	Operation & Maintenance of Plant Service	2540		41,000							41,000
271	Pupil Transportation Services	2550		8,000							8,000
272	Food Services	2560		21,500							21,500
273	Internal Services	2570									0
274	Total Support Services - Business	2500		87,000							87,000
275	Support Services - Central	2600									
276	Direction of Central Support Services	2610									0

	A	B	C	D	E	F	G	H	I	J	K
1	Description: Enter Whole Numbers Only	Funct #	(100) Salaries	(200) Employee Benefits	(300) Purchased Services	(400) Supplies & Materials	(500) Capital Outlay	(600) Other Objects	(700) Non-Capitalized Equipment	(800) Termination Benefits	(900) Total
2											
277	Planning, Research, Development & Evaluation Services	2620									0
278	Information Services	2630									0
279	Staff Services	2640									0
280	Data Processing Services	2660									0
281	Total Support Services - Central	2600		0							0
282	Other Support Services (Describe & Itemize)	2900									0
283	Total Support Services	2000		129,155							129,155
284	COMMUNITY SERVICES (MR/SS)	3000									0
285	PAYMENTS TO OTHER DIST & GOVT UNITS (MR/SS)	4000									
286	Payments for Regular Programs	4110									0
287	Payments for Special Education Programs	4120									0
288	Payments for CTE Programs	4140									0
289	Total Payments to Other Dist & Govt Units	4000		0							0
290	DEBT SERVICE (MR/SS)	5000									
291	Debt Service - Interest on Short-Term Debt	5100									
292	Tax Anticipation Warrants	5110									0
293	Tax Anticipation Notes	5120									0
294	Corporate Personal Prop Repl Tax Anticipation Notes	5130									0
295	State Aid Anticipation Certificates	5140									0
296	Other (Describe & Itemize)	5150									0
297	Total Debt Service	5000						0			0
298	PROVISION FOR CONTINGENCIES (MR/SS)	6000									0
299	Total Direct Disbursements/Expenditures			188,060				0			188,060
300	Excess (Deficiency) of Receipts/Revenues Over Disbursements/Expenditures										5,895
301											
302	60 - CAPITAL PROJECTS (CP)										
303	SUPPORT SERVICES (CP)	2000									
304	Support Services - Business										
305	Facilities Acquisition & Construction Services	2530			210,800		300,000				510,800
306	Other Support Services (Describe & Itemize)	2900									0
307	Total Support Services	2000	0	0	210,800	0	300,000	0	0		510,800
308	PAYMENTS TO OTHER DIST & GOVT UNITS (CP)	4000									
309	Payments to Other Dist & Govt Units (In-State)	4100									
310	Payments to Regular Programs	4110									0
311	Payment for Special Education Programs	4120									0
312	Payment for CTE Programs	4140									0
313	Payments to Other Govt Units (In-State) (Describe & Itemize)	4190									0
314	Total Payments to Other Districts & Govt Units	4000			0			0			0
315	PROVISION FOR CONTINGENCIES (CP)	6000									0
316	Total Direct Disbursements/Expenditures		0	0	210,800	0	300,000	0	0		510,800
317	Excess (Deficiency) of Receipts/Revenues Over Disbursements/Expenditures										159,000
318											
319	70 WORKING CASH FUND (WC)										
320											
321	80 - TORT FUND (TF)										
322	INSTRUCTION (TF)	1000									
323	Regular Programs	1100									0
324	Tuition Payment to Charter Schools	1115									0
325	Pre-K Programs	1125									0
326	Special Education Programs (Functions 1200 - 1220)	1200									0
327	Special Education Programs Pre-K	1225									0
328	Remedial and Supplemental Programs K-12	1250									0
329	Remedial and Supplemental Programs Pre-K	1275									0
330	Adult/Continuing Education Programs	1300									0
331	CTE Programs	1400									0
332	Interscholastic Programs	1500									0

	A	B	C	D	E	F	G	H	I	J	K
1	Description: Enter Whole Numbers Only	Funct #	(100) Salaries	(200) Employee Benefits	(300) Purchased Services	(400) Supplies & Materials	(500) Capital Outlay	(600) Other Objects	(700) Non-Capitalized Equipment	(800) Termination Benefits	(900) Total
2											
333	Summer School Programs	1600									0
334	Gifted Programs	1650									0
335	Driver's Education Programs	1700									0
336	Bilingual Programs	1800									0
337	Truant Alternative & Optional Programs	1900									0
338	Pre-K Programs - Private Tuition	1910									0
339	Regular K-12 Programs Private Tuition	1911									0
340	Special Education Programs K-12 Private Tuition	1912									0
341	Special Education Programs Pre-K Tuition	1913									0
342	Remedial/Supplemental Programs K-12 Private Tuition	1914									0
343	Remedial/Supplemental Programs Pre-K Private Tuition	1915									0
344	Adult/Continuing Education Programs Private Tuition	1916									0
345	CTE Programs Private Tuition	1917									0
346	Interscholastic Programs Private Tuition	1918									0
347	Summer School Programs Private Tuition	1919									0
348	Gifted Programs Private Tuition	1920									0
349	Bilingual Programs Private Tuition	1921									0
350	Truants Alternative/Opt Ed Programs Private Tuition	1922									0
351	Total Instruction¹⁴	1000	0	0	0	0	0	0	0	0	0
352	SUPPORT SERVICES (TF)	2000									
353	Support Services - Pupil	2100									
354	Attendance & Social Work Services	2110									0
355	Guidance Services	2120									0
356	Health Services	2130									0
357	Psychological Services	2140									0
358	Speech Pathology & Audiology Services	2150									0
359	Other Support Services - Pupils (Describe & Itemize)	2190									0
360	Total Support Services - Pupil	2100	0	0	0	0	0	0	0	0	0
361	Support Services - Instructional Staff	2200									
362	Improvement of Instruction Services	2210									0
363	Educational Media Services	2220									0
364	Assessment & Testing	2230									0
365	Total Support Services - Instructional Staff	2200	0	0	0	0	0	0	0	0	0
366	Support Services - General Administration	2300									
367	Board of Education Services	2310			15,500						15,500
368	Executive Administration Services	2320	16,500	1,810							18,310
369	Special Area Administration Services	2330									0
370	Claims Paid from Self Insurance Fund	2361									0
371	Risk Management and Claims Services Payments	2365									0
372	Total Support Services - General Administration	2300	16,500	1,810	15,500	0	0	0	0	0	33,810
373	Support Services - School Administration	2400									
374	Office of the Principal Services	2410									0
375	Other Support Services - School Administration (Describe & Itemize)	2490									0
376	Total Support Services - School Administration	2400	0	0	0	0	0	0	0	0	0
377	Support Services - Business	2500									
378	Direction of Business Support Services	2510									0
379	Fiscal Services	2520	6,000								6,000
380	Operation & Maintenance of Plant Services	2540	4,420		87,100						91,520
381	Pupil Transportation Services	2550			20,000						20,000
382	Food Services	2560									0
383	Internal Services	2570									0
384	Total Support Services - Business	2500	10,420	0	107,100	0	0	0	0	0	117,520
385	Support Services - Central	2600									
386	Direction of Central Support Services	2610									0
387	Planning, Research, Development & Evaluation Services	2620									0
388	Information Services	2630									0

	A	B	C	D	E	F	G	H	I	J	K
1	Description: Enter Whole Numbers Only	Funct #	(100) Salaries	(200) Employee Benefits	(300) Purchased Services	(400) Supplies & Materials	(500) Capital Outlay	(600) Other Objects	(700) Non-Capitalized Equipment	(800) Termination Benefits	(900) Total
2											
389	Staff Services	2640									0
390	Data Processing Services	2660									0
391	Total Support Services - Central	2600	0	0	0	0	0	0	0	0	0
392	Other Support Services (Describe & Itemize)	2900			96,000						96,000
393	Total Support Services	2000	26,920	1,810	218,600	0	0	0	0	0	247,330
394	COMMUNITY SERVICES (TF)	3000									0
395	PAYMENTS TO OTHER DIST & GOVT UNITS (TF)	4000									
396	Payments to Other Dist & Govt Units (In-State)	4100									
397	Payments for Regular Programs	4110									0
398	Payments for Special Education Programs	4120									0
399	Payments for Adult/Continuing Education Programs	4130									0
400	Payments for CTE Programs	4140									0
401	Payments for Community College Programs	4170									0
402	Other Payments to In-State Govt Units (Describe & Itemize)	4190									0
403	Total Payments to Other Dist & Govt Units (In-State)	4100			0			0			0
404	Payments for Regular Programs - Tuition	4210									0
405	Payments for Special Education Programs - Tuition	4220									0
406	Payments for Adult/Continuing Education Programs - Tuition	4230									0
407	Payments for CTE Programs - Tuition	4240									0
408	Payments for Community College Programs - Tuition	4270									0
409	Payments for Other Programs - Tuition	4280									0
410	Other Payments to In-State Govt Units (Describe & Itemize)	4290									0
411	Total Payments to Other Dist & Govt Units - Tuition (In State)	4200						0			0
412	Payments for Regular Programs - Transfers	4310									0
413	Payments for Special Education Programs - Transfers	4320									0
414	Payments for Adult/Continuing Ed Programs - Transfers	4330									0
415	Payments for CTE Programs - Transfers	4340									0
416	Payments for Community College Program - Transfers	4370									0
417	Payments for Other Programs - Transfers	4380									0
418	Other Payments to In-State Govt Units - Transfers (Describe & Itemize)	4390									0
419	Total Payments to Other Dist & Govt Units-Transfers (In State)	4300			0			0			0
420	Payments to Other Dist & Govt Units (Out of State)	4400									0
421	Total Payments to Other Dist & Govt Units	4000			0			0			0
422	DEBT SERVICE (TF)	5000									
423	Debt Service - Interest on Short-Term Debt										
424	Tax Anticipation Warrants	5110									0
425	Corporate Personal Property Replacement Tax Anticipation Notes	5130									0
426	Other Interest or Short-Term Debt (Describe & Itemize)	5150									0
427	Total Debt Service	5000						0			0
428	PROVISION FOR CONTINGENCIES (TF)	6000									0
429	Total Direct Disbursements/Expenditures		26,920	1,810	218,600	0	0	0	0	0	247,330
430	Excess (Deficiency) of Receipts/Revenues Over Disbursements/Expenditures										14,420
431											
432	90 - FIRE PREVENTION & SAFETY FUND (FP&S)										
433	SUPPORT SERVICES (FP&S)	2000									
434	Support Services - Business	2500									
435	Facilities Acquisition & Construction Services	2530					14,700				14,700
436	Operation & Maintenance of Plant Service	2540									0
437	Total Support Services - Business	2500	0	0	0	0	14,700	0	0		14,700
438	Other Support Services (Describe & Itemize)	2900									0
439	Total Support Services	2000	0	0	0	0	14,700	0	0		14,700
440	PAYMENTS TO OTHER DISTRICTS & GOVT UNITS (FP&S)	4000									
441	Payments to Regular Programs	4110									0
442	Payments to Special Education Programs	4120									0
443	Other Payments to In-State Govt Units (Describe & Itemize)	4190									0
444	Total Payments to Other Districts & Govt Units (FPS)	4000						0			0
445	DEBT SERVICE (FP&S)	5000									
446	Debt Service - Interest on Short-Term Debt	5100									

	A	B	C	D	E	F	G	H	I	J	K
1	Description: Enter Whole Numbers Only	Funct #	(100) Salaries	(200) Employee Benefits	(300) Purchased Services	(400) Supplies & Materials	(500) Capital Outlay	(600) Other Objects	(700) Non-Capitalized Equipment	(800) Termination Benefits	(900) Total
2											
447	Tax Anticipation Warrants	5110									0
448	Other Interest on Short-Term Debt <i>(Describe & Itemize)</i>	5150									0
449	Total Debt Service - Interest on Short-Term Debt	5100						0			0
450	Debt Service - Interest on Long-Term Debt	5200									0
451	Debt Service - Payments of Principal on Long-Term Debt ¹⁵ (Lease/Purchase Principal Retired)	5300									0
452	Total Debt Service	5000						0			0
453	PROVISIONS FOR CONTINGENCIES (FP&S)	6000									0
454	Total Direct Disbursements/Expenditures		0	0	0	0	14,700	0	0		14,700
455	Excess (Deficiency) of Receipts/Revenues Over Disbursements/Expenditures										(300)

This page is provided for detailed itemizations as requested within the body of the Report.

1. REVENUE - LINE 72- SIU PRE K MEAL REIMBURSEMENT
2. REVENUE - LINE 74 - KITCHEN SUPPLIES REIMBURSED FROM ACTIVITY FUNDS
3. REVENUE - LINE 108 - MISC REIMBURSEMENT
4. REVENUE - LINE 109 - MISC REIMBURSEMENT AND CHARGES & INSURANCE REIM
- 5 REVENUE - LINE 170 - STATE LIBRARY GRANT
- 6 REVENUE - LINE 182 - USDE RURAL EDUCATION GRANT (EDUC FUND) AND USDOJ GRANT (CAPITAL PROJECTS)
- 7 REVENUE - LINE 222 - PERKINS VOCATIONAL GRANT FUNDS
- 8 REVENUE - LINE 267 - IDHS TEEN REACH, ESSER GRANTS, HOMELESS GRANT
- 9 EXPENDITURES - LINE 392- WORKERS' COMP; UNEMPLOYMENT INS; SCHOOL LIBALITY INS; STUDENT ACCIDENT INS

	A	B	C	D	E	F
1	DEFICIT BUDGET SUMMARY INFORMATION - Operating Funds Only (School Districts Only)					
2	Description	EDUCATIONAL FUND (10)	OPERATIONS & MAINTENANCE FUND (20)	TRANSPORTATION FUND (40)	WORKING CASH FUND (70)	TOTAL
3	Direct Revenues	6,304,110	337,600	566,600	15,100	7,223,410
4	Direct Expenditures	6,318,227	312,080	542,100		7,172,407
5	Difference	(14,117)	25,520	24,500	15,100	51,003
6	Estimated Fund Balance - June 30, 2022	2,640,653	690,507	385,809	664,674	4,381,643
7	Balanced budget, no deficit reduction plan is required.					
8	<i>A deficit reduction plan is required if the local board of education adopts (or amends) the 2021-22 school district budget in which the "operating funds" listed above result in direct revenues (line 9) being less than direct expenditures (line 19) by an amount equal to or greater than one-third (1/3) of the ending fund balance (line 81).</i>					
10	Note: The balance is determined using only the four funds listed above. That is, if the estimated ending fund balance is less than three times the deficit spending, the district must adopt and file with ISBE a deficit reduction plan to balance the shortfall within three years.					
12	<i>The School Code, Section 17-1 (105 ILCS 5/17-1) - If the 2020-2021 Annual Financial Report (AFR) reflects a deficit as defined above (page 36), then the school district shall adopt and submit a deficit reduction plan (found here on page 23-27) to ISBE within 30 days after acceptance of the AFR.</i>					
13	<i>The deficit reduction plan, if required, is developed using ISBE guidelines and format.</i>					

Reference Description

- ¹ Each fund balance should correspond to the fund balance reflected on the books as of June 30th - Balance Sheet Accounts #720 and #730 (audit figures, if available).
- ² Accounting and Financial Reporting for Certain Grants and Other Financial Assistance. The "On-Behalf" Payments should only be reflected on this page (Budget Summary, Lines 10 and 20).
- ³ Requires the secretary of the school board to notify the county clerk (within 30 days of the transfer approval) to abate an equal amount of taxes to be next extended. See Sec. 10-22.14 & 17-2.11.
- ^{3a} Requires notification to the county clerk to abate an equal amount from taxes next extended. See section 10-22.14
- ⁴ Principal on Bonds Sold:
 - (1) Funding Bonds are to be entered in the fund or funds in which the liability occurs.
 - (2) Refunding Bonds can be entered in the Debt Services Fund only.
 - (3) Building Bonds can be entered in the Capital Projects Fund only.
 - (4) Fire Prevention and Safety Bonds can be entered in the Fire Prevention & Safety Fund only.
- ⁵

The proceeds from the sale of school sites, buildings, or other real estate shall be used first to pay the principal and interest on any outstanding bonds on the property being sold, and after all such bonds have been retired, the remaining proceeds from the sale next shall be used by the school board to meet any urgent district needs as determined under Sections 2-3.12 and 17-2.11 of the School Code. Once these issues have been addressed, any remaining proceeds may be used for any other authorized purpose and for deposit into any district fund.
- ⁶ The School Code, Section 10-22.44 prohibits the transfer of interest earned on the investment of "any funds for purposes of Illinois Municipal Retirement under the Pension Code." This prohibition does not include funds for Social Security and Medicare-only purposes. For additional requirements on interest earnings, see 23 Illinois Administrative Code, Part 100, Section 100.50.
- ⁷ Cash plus investments must be greater than or equal to zero.
- ⁸ For cash basis budgets, this total will equal the Budget Summary - Total Direct Receipts/Revenues (Line 9) plus Total Other Sources of Funds (Line 46).
- ⁹ For cash basis budgets, this total will equal the Budget Summary - Total Direct Disbursements/Expenditures (Line 19) plus Total Other Uses of Funds (Line 79).
- ¹⁰ Working Cash Fund loans may be made to any district fund for which taxes are levied (Section 20-5 of the School Code).
- ¹¹ Include revenue accounts 1110 through 1115, 1117, 1118 & 1120.
- ¹² The School Code Section 17-2.2c. Tax for leasing educational facilities or computer technology or both, and for temporary relocation expense purposes.
- ¹³ Corporate personal property replacement tax revenue must be first applied to the Municipal Retirement/Social Security Fund to replace tax revenue lost due to the abolition of the corporate personal property tax (30 ILCS 115/12). This provision does not apply to taxes levied for Medicare-Only purposes.
- ¹⁴

Only tuition payments made to private facilities. See Functions 4200 or 4400 for estimated public facility disbursements/expenditures.
- ¹⁵ Payment towards the retirement of lease/purchase agreements or bonded/other indebtedness (principal only) otherwise reported within the fund - e.g.: alternate revenue bonds. (Describe & Itemize)
- ¹⁶ Only abolishment of Working Cash Fund must transfer its funds directly to the Educational Fund upon adoption of a resolution and at the close of the current school Year (see 105 ILCS 5/20-8 for further explanation)
 Only abatement of working cash fund can transfer its funds to any fund in most need of money
 (see 105 ILCS 5/20-10 for further explanation)

CHECK FOR ERRORS	
This worksheet checks various cells to assure that selected items are in balance.	
Out-of-balance conditions are accompanied by an error message.	
Errors must be corrected before the budget is finalized and submitted to ISBE.	
Budget Item References	Message
Is Deficit Reduction Plan Required? (Joint Agreements do not complete a deficit reduction plan.)	Congratulations! You have a balanced budget.
If required, is Deficit Reduction Plan Completed (Page: DefReductPlan 23-27)?	
1. Cover Page - "School District or Joint Agreement" and "CASH or ACCRUAL"	
Check School District or Joint Agreement.	School District
Check one type of Accounting Basis used on the Cover sheet.	CASH
2. Budget Summary: Other Sources (Page BudgetSum 2-3 - Acct 7000), must equal Other Uses (BudgetSum 2-3 - Acct. 8000).	
Estimated Beginning Fund Balance July,1 2021 for all Funds (Cells C3 - K3) (Line must have a number or zero. Do not leave blank.)	OK
Estimated Activity Fund Beginning Fund Balance July,1 2021 (Cell C83) (Cell must have a number or zero. Do not leave blank.)	OK
Transfer Among Funds (Funds 10, 20, 40 - Acct 7130 - Cells C29, D29, F29), must equal (Funds 10, 20 & 40 - Acct 8130 - Cells C52, D52, F52).	OK
Transfer of Interest (Funds 10 thru 90 - Acct 7140 - Cells C30:K30), must equal (Funds 10 thru 60, & 80 - Acct 8140 - Cells C53:H53, J53).	OK
Transfer to Debt Service to Pay Principal on Capital Leases (Fund 30 - Acct 7400 - Cell E39) must equal (Funds 10, 20 & 60 - Acct 8400 Cells C57:H60).	OK
Transfer to Debt Service to Pay Interest on Capital Leases (Fund 30 - Acct 7500 - Cell E40) must equal (Funds 10, 20 & 60 - Acct 8500 - Cells C61:H64).	OK
Transfer to Debt Service Fund to Pay Principal on Revenue Bonds (Fund 30 - Acct 7600 - Cell E41) must equal (Funds 10 & 20 - Acct 8600 - Cells C65:D68).	OK
Transfer to Debt Service to Pay Interest on Revenue Bonds (Fund 30 - Acct 7700 - Cell E42) must equal (Funds 10 & 20 - Acct 8700 - Cells C69:D72).	OK
Transfer to Capital Projects Fund (Fund 60 - Acct 7800 - Cell H43) must equal (Fund 10 & 20, Acct 8800 - Cells C73:D76).	OK
3. Summary of Cash Transactions: Beginning Cash Balance on Hand July 1, 2021, (CashSum 4, All Funds), cannot be negative.	
Educational (Fund 10 - Cell C3)	OK
Operations & Maintenance (Fund 20 - Cell D3)	OK
Debt Service (Fund 30 - Cell E3)	OK
Transportation (Fund 40 - Cell F3)	OK
Municipal Retirement/Social Security (Fund 50 - Cell G3)	OK
Capital Projects (Fund 60 - Cell H3)	OK
Working Cash (Fund 70 - Cell I3)	OK
Tort (Fund 80 - Cell J3)	OK
Fire Prevention & Safety (Fund 90 - Cell K3)	OK
Activity Funds (Cell C23)	OK
4. Summary of Cash Transactions: Ending Cash Balance on Hand June 30, 2022, (Page CashSum 4 - All Funds), cannot be negative.	
Educational (Fund 10 - Cell C21)	OK
Operations & Maintenance (Fund 20 - Cell D21)	OK
Debt Service (Fund 30 - Cell E21)	OK
Transportation (Fund 40 - F21)	OK
Municipal Retirement/Social Security (Fund 50 - Cell G21)	OK
Capital Projects (Fund 60 - H21)	OK
Working Cash (Fund 70 - Cell I21)	OK
Tort (Fund 80 - Cell J21)	OK
Fire Prevention & Safety (Fund 90 - Cell K21)	OK
5. Summary of Cash Transactions: Other Receipts, (Page CashSum 4), must equal Other Disbursements, (Page CashSum 4).	
Interfund Loans Payable (Funds 10:60, 80, 90 - Acct 411 - Cells C6:H6, J6:K6) must equal Interfund Loans Receivable (Funds 10:20, 40, 70 - Acct 141 - Cells C15:D15, F15, I15).	OK
Interfund Loans Receivable (Funds 10, 20, 40 & 70 - Acct 141 - Cells C7:D7, F7, I7) must equal Interfund Loans Payable (Funds 10:60, 80, 90 - Acct 411 - Cells C16:H16, J16, K16).	OK

End of Balancing